

tasks

CD1 - TRACK: TASKS 10

JUNIOR REVIEW

© iJAM


For this review play TRACK 10 of CD 1. You will hear the following:



Task 1. Listen carefully to the beginning of these songs. Colour the matching picture to the song you hear. This is tricky because only the melody will be playing not the words. Press pause on the CD player if you need some extra time for colouring and then, when you're ready, press play to listen to the next song.




OR



OR



Song A



OR




Task 2. Let's think about the fisherman who went out in the bay. How do you think he felt when he caught a cold? How would he have felt if he had caught lots of fish instead? Listen carefully to these two sections of music and look at the two pictures of the fisherman below. In each he is missing his mouth. Listen to this music. One of the songs will sound like the fisherman with a cold? He will be sad. Draw a frown. The other sounds like a fisherman with a boat load of fish? He will be happy. Draw a smile. Listen very carefully and show what he is feeling in song A and song B.

Song A



Song B



Task 3. Some songs have had talking in them. Who said these words in our songs?
Draw a line from the words to who said them.

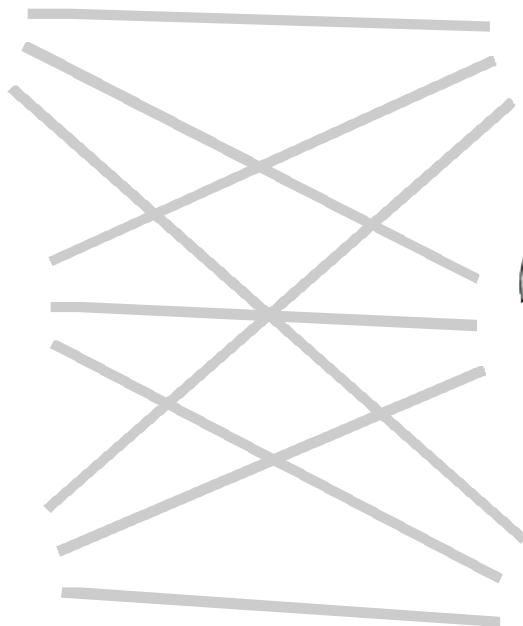
Words

A. But I want to eat you up

B. Some-one's been eating my porridge

C. I think I'll start with you Mr. Juicy Troll

Pictures



Task 4. Rhythms are very important in music and talking. All of the words that you sing and say have a rhythm. Draw a friend who has a one clap name (e.g. Sam), a friend who has a two clap name (e.g. Mar-tin) and another who has a 3 or more clap name (e.g. Va-nes-sa).

One clap name

Two clap name

Three or more clap name

Name

How many claps?