

Worksheet



MUSICAL ALPHABET

© iJAM

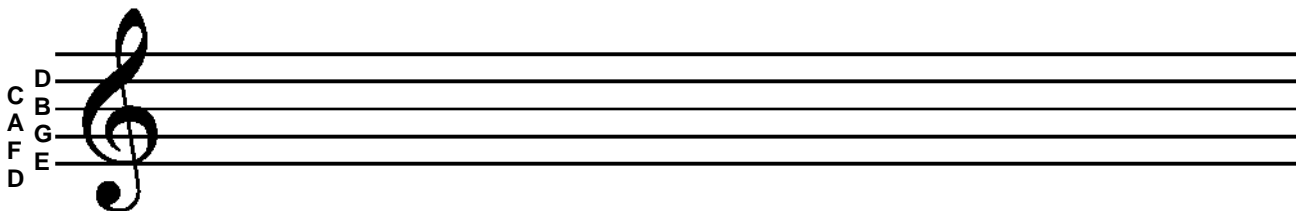
What are the notes in the musical alphabet? **A B C D E F & G.**
That's right. There are only seven letter names going higher or going lower in pitch.

- Using the names of the notes, try and make up some words using the letters.
There's **BAG**, **EGG** and **CABBAGE**.




How many can you think of?

- So, now you have lots of words. Let's use them to compose a melody. Choose a word. Choose an instrument. Maybe a xylophone or your recorder and repeat the word a few times. Put it on the staff below.




Play your word over and over. Now it sounds like an 'OSTINATO' (repeated pattern).

3. Try putting several words together. Which ones sound the best?
 You could try these: **CAGE EGG GAGGED**



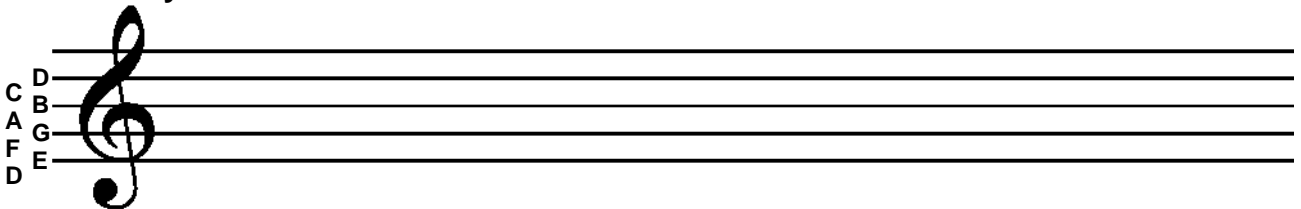
What does it need? How about a **C!**
 Try playing these words with a **C** at the end of each.
CAGEC EGGC GAGGEDC




Which version sounds better? With or without the added **C**? Adding the **C** makes each melody sound finished. Many songs end on a 'HOME' note....or **DOH**. It gives us a sense that it is all over and we have arrived at our destination.

4. Try some new words of your own. Ask some friends to help you with untuned percussion instruments to accompany your melody. After putting in the notes for your melody, draw the accompanying untuned instruments in the centre of each beat wheel. Circle the beat (pulse) numbers you would like them played.

Melody



Untuned accompaniment



You play your melody on your recorder, xylophone or other tuned instrument. Share your performances with the whole class.