



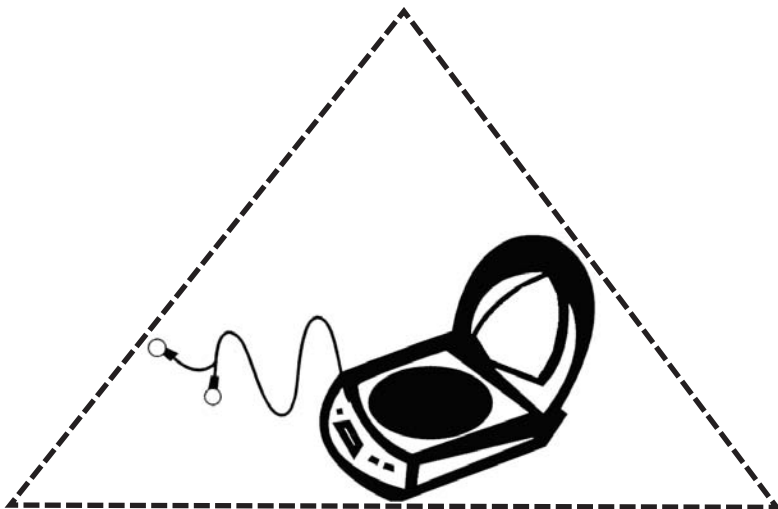
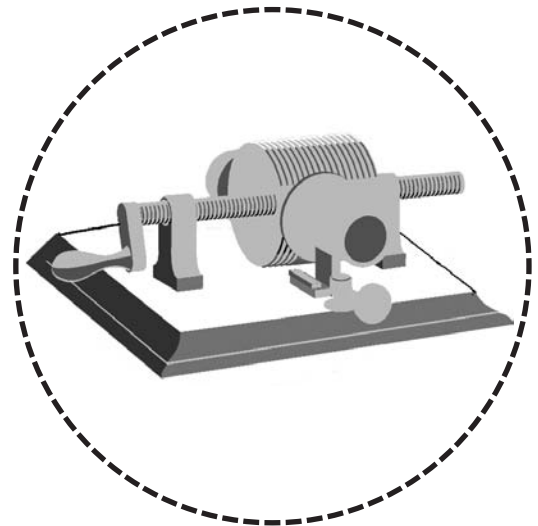


## Recorder Order

1. Make a copy of both of these pages. Look carefully at these

pictures of sound playing machines. Cut them out. Paste them onto a new page in the order that you think they were invented. The shapes will help you. Once you have them in the right spot, you will know what they are called.

2. Colour in the sound players beautifully, so that the next page can be displayed or go in your portfolio.

# Worksheet



**WARNING:** These worksheets subject to copyright and may only be printed and photocopied by a person or school that has purchased the Jam Song Book they appear in.

### Extension

- Now you know the names of these sound players, find out more about them in your library or on the internet.
- It will be interesting to find out how much each of them is now worth.

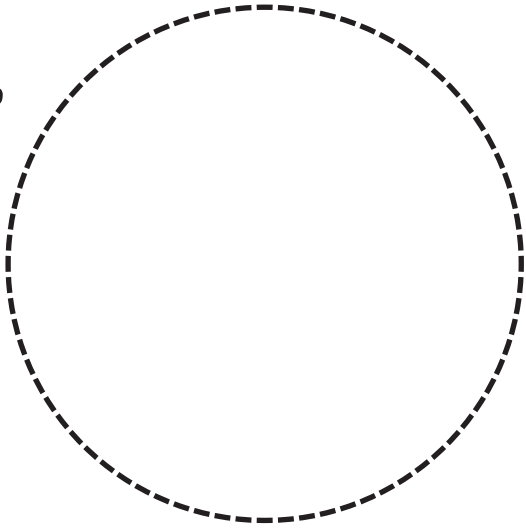
Name.....

Date.....

# What Came First?


© IJAM Music

1.




Phonograph - Invented by Thomas Edison in 1877

2.



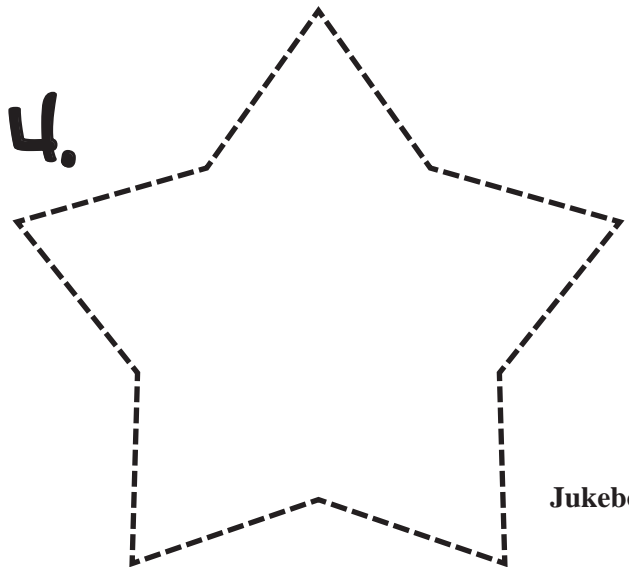
Gramophone

3.




Reel to Reel

4.



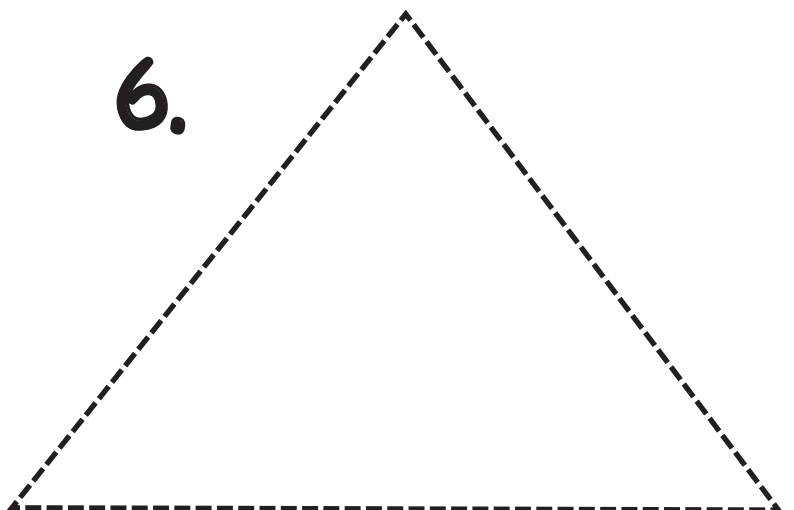
Jukebox

5.



Cassette Player

6.



CD Player